



WELCOME TO  
A' LEVEL FASHION AND TEXTILES

# YOUR GAP TASKS


- Over the summer, I am going to set you some transition tasks to provide you with a head start before we begin in September.
- It is expected that you will complete all tasks over the summer break and be ready to present your work to myself and the rest of the class once we arrive back to school in September.
- It is recommended that you complete a little bit per week, rather than trying to do it all at once at the last minute - perhaps 1 or 2 hours per week.





# CHRISTIAN DIOR

**Christian Dior:** “ Designer of Dreams” is an exhibition that celebrates the history and legacy of the House of Dior, showcasing the creations of Christian Dior and his successors.



Make sure you go to settings and turn on the subtitles as the video is in French!

## TASK ONE: Watch the documentary on Dior's *Designer of Dreams* Exhibition.

### QUESTIONS:

1. Why did Dior feel the need to escape to the countryside when he was designing? From what did he take inspiration from?
2. What were some of the most **iconic** or **memorable** pieces showcased in the exhibition, and what made them so significant?
3. Dior's "New Look," introduced in 1947, created a shift in fashion. What was the fashion in the mid to late 1940's and how did Dior's "New Look" inspire change? Refer to social, economical and historical influences in your answer.
4. An **artistic director** is the person who oversees the **vision** for a **fashion house**. Following Dior's death in 1957, there have been many artistic directors over the decades carrying on with Dior's vision and brand.

What were the key design elements or aesthetics that each of the artistic directors brought to Dior, such as Marc Bohan, Gianfranco Ferré, John Galliano, Raf Simons, and Maria Grazia Chiuri?





## BEST OF BRITISH



Some of the biggest fashion houses are based in Paris - (the fashion capital of the world)



Britain, however, is also home to big British Fashion brands such as Burberry, Stella McCartney, and Vivienne Westwood.



## TASK TWO: BURBERRY

Burberry is a British luxury fashion house founded in 1856 by Thomas Burberry. It is a global Brand and has offices and factories around the world to cater for the international market.



Burberry has a factory in **Castleford, west Yorkshire** where the **Burberry Heritage trench coat** is manufactured, and a separate mill in **Keighley** where Burberry's famous check fabric is woven.



# TASK TWO: BURBERRY

## Burberry's Heritage:

Investigate the origins of the brand, its founder, Thomas Burberry and its evolution over time, particularly its connection to British identity.

You can present your findings either on an **A2 presentation board** or as a number of **PPT slides**.

<https://www.youtube.com/watch?v=T2wdowA97HM>

<https://uk.burberry.com/c/burberry-world/heritage/trench-coat/>





# ABRAHAM MOON

Abraham Moon & Sons is a British textile manufacturer specialising in the production of high-quality woollen fabrics for both apparel and interiors.



Abraham Moon, Guiseley



Abraham Moon is a vertical woollen mill, meaning they handle the entire process from raw wool to finished fabric. They are known for their expertise in weaving, dyeing, and finishing textiles, particularly wool, and have been operating since 1837.



# TASK THREE: ABRAHAM MOON

Abraham Moon uses **Wool** as it's main fabric for the products they manufacture.

You are going to produce a fact file on wool as a fibre.



Your fact file on wool should include:

- What type of fibre wool is.
- What are the properties of wool?
- Where it comes from.
- How it is collected and from where (in the world) – are there different types?
- How are the fibres processed/what are the different stages, right through from collecting the fibres to the knitting or weaving of the final wool fabric.

<https://sff.arts.ac.uk/Fibre%20Processing/woolprocessing.html>

## TASK THREE: THE PRICE OF FASHION



Watch this BBC documentary on 'The Price of Fashion' and complete the tasks on the next slide.



# TASK THREE: THE PRICE OF FASHION

You are to produce research into a designer who has used recycled or sustainable fibres in their work.

You can present this in PPT, or if you prefer to get crafty, you may wish to present it in an interesting way like the **presentation board** below.

Choose one of the following designers:

- Stella McCartney
- Steph Gabriel
- Maggie Marilyn

Your research should include images and information that tell us about 'sustainability' in their brand.

- What is their sustainable vision?
- Discuss and illustrate key fibres/fabrics they used. (use images as well as words)
- Choose two key garments/outfits from the designer and discuss how they meet the designer's vision.



# TASK FOUR: FASHION ILLUSTRATION

<https://uk.pinterest.com/>

1. Use **Pinterest** to collect a range of fashion illustrations – you need to collect a range of different illustrations that use different media.  
*(if you don't have a Pinterest account, it is worth creating an account as you can start to collect imagery and save into collections/themes.)*
2. Create a moodboard of different styles and annotate them to say what media has been used and to create what effects.
3. Practice drawing the human form so that proportions are correct. (see video and help sheet on next slides.)
4. Finally, I would like you to experiment with 3 different **mixed media** techniques to present one or more of the outfits provided on the next slide.





# TASK FOUR: FASHION ILLUSTRATION

**Mixed Media :** Mixed media illustration refers to a visual art form that combines a variety of media in a single sketch/illustration

Examples of Media you can use :

- Pencil
- Pencil Crayons
- Fine liners
- Water Colour
- Oil paints
- Pastels
- Fabrics (lace, netting etc – different textures)
- Coloured Paper (Newspaper, tissue paper, tracing paper, brown parcel paper)
- Leaves
- Petals







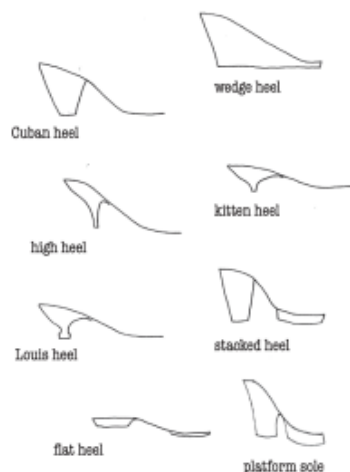
## 9 Heads Technique



How to draw a  
Fashion Illustration - Basic Croquis

Kaloo  
CURRY

## Parts of a shoe



Although shoes and boots come in all sorts of designs, they are all made up of the same basic parts. The drawing above shows the main parts of a shoe – the upper, heel and sole.

There are a number of different heel shapes you can choose when designing shoes and boots. Think about the overall shape of your design and how the different parts balance each other. For example, if you want to use a chunky wedge heel, this would work better with a chunky rounded or square toe. A thin, pointed toe would be best paired with a thin, delicate heel.



### How to Draw Like a Fashion Designer

*Inspirational Sketchbooks - Tips from Top Designers*

Celia Joicey and Dennis Nothdruff

ISBN 978 0500 650 189

£12.95 Paperback

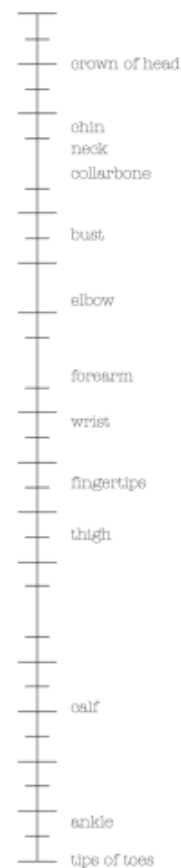
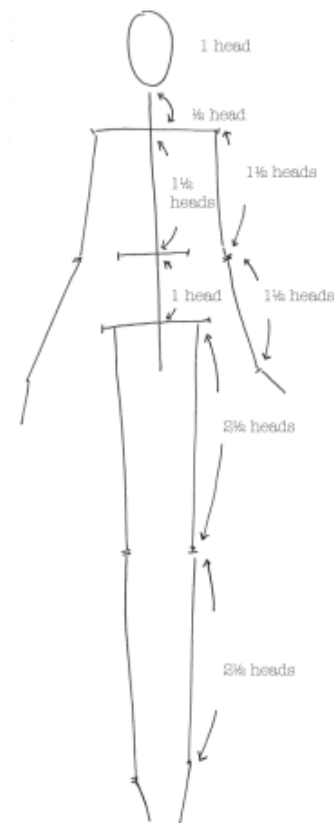
Available now from the Fashion and Textile Museum shop and all good booksellers

[store.ftmlondon.org](http://store.ftmlondon.org)

Fashion  
and Textile  
Museum

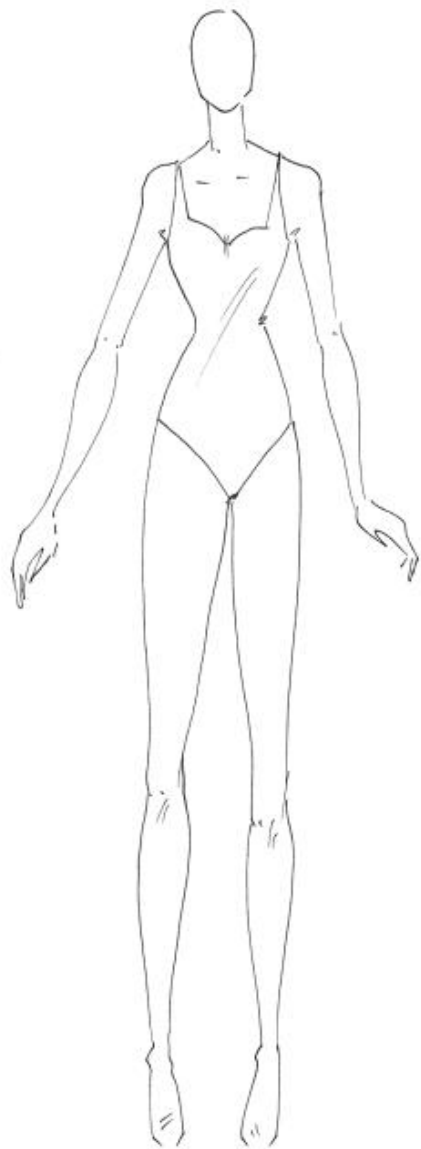
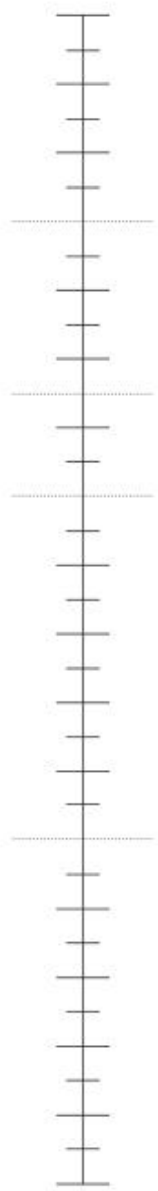


## How to draw like a Fashion designer



The shoulders, waist, hips and knees are joints that connect different parts of the body. They make helpful markers for a fashion designer. It's important to learn how to position these joints the correct distance apart, to make your croquis look in proportion.





shoulders

waist

hips

knees



shoulders

waist

hips

knees